

企业简介 Brief Introduction

With excellent staffs and workers,advanced and efficient equipment,perfect sales network,skript QA systems of ISO9001,we have all reasons to be confident on ourselves and our products.The manual actuators including multiturn actuator and quarter turn valve actuator, tube-net actuator and eletric-driven conectors ect.,we also welcome customized valva actuators.There are material for the body such as LC1,304,316,WCB,QT450,HT200 and D2,H62,H94 etc. for the drive bush.The products are widely used to gate valve,check valve,plug valve,ball valve,butterfly valve etc.

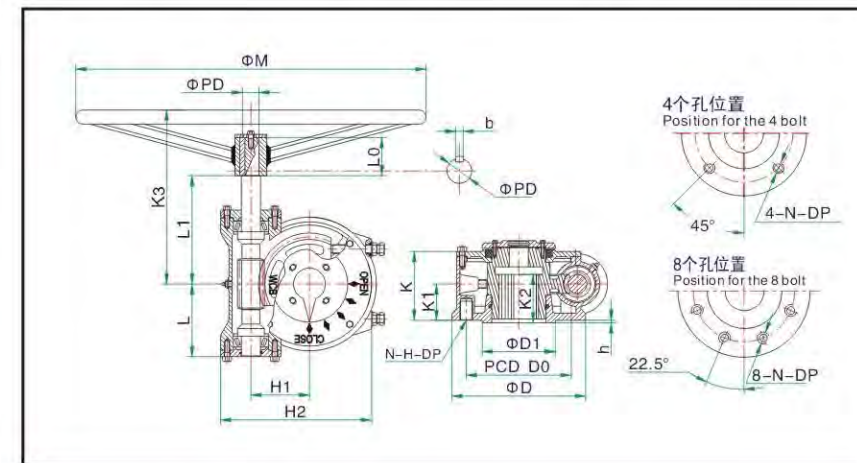
With the quality concept of "Surpass China, Gear with the international standards" and company spirit of "Technology innovation,Sincere and Honest", we will develop more supportive products and service to make our customers confident on us as well. Let's enter a even brighter future with you together.



MY系列 MY Series 部分回转型阀门手动装置 Quarter turn gear actuator

该系列是一款90° 部分回转手动驱动装置。适用于球阀、蝶阀、旋塞阀等阀门。箱体采用精密铸造，样式新颖，外形美观。采用蜗轮蜗杆传动，蜗轮副自锁，使用圆锥滚子轴承，传动更加灵活，效率高。蜗轮与阀门阀杆连接部分由实体和内置螺母两款供客户选择，法兰全部采用ISO5211国际标准，与阀门配套更加方便。防护等级为IP65.特殊环境还可做到IP68.

It is quarter turn gear actuator, suit to be used on ball valves,butterfly valves,plug valves etc.The housing made by precise casting, and the gear boxes have fresh pattern and nice appearance.It's transmitted by worm gear and worm, and the worm gear with self-locking, also by using tapered roller bearing, the gear box can be operated more flexibly and have higher efficiency.Stem nut can be uni-body or separated just according to customers' requirement. The mounting flange adapts to ISO5211 international standard. So it's can be more convenient to match the valves.The Protection grade can be IP65, for some special environment, it also can be IP68.

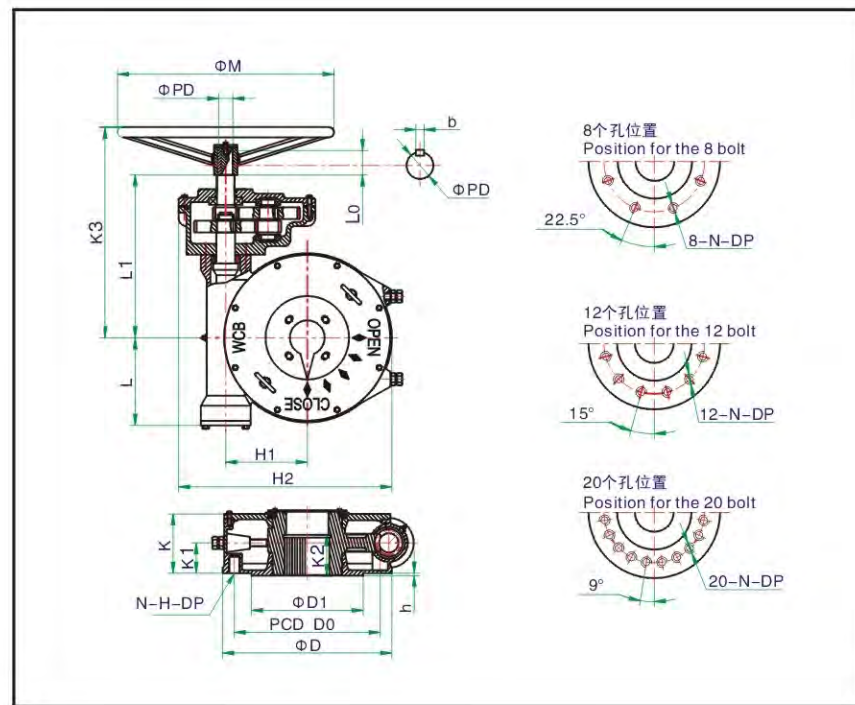
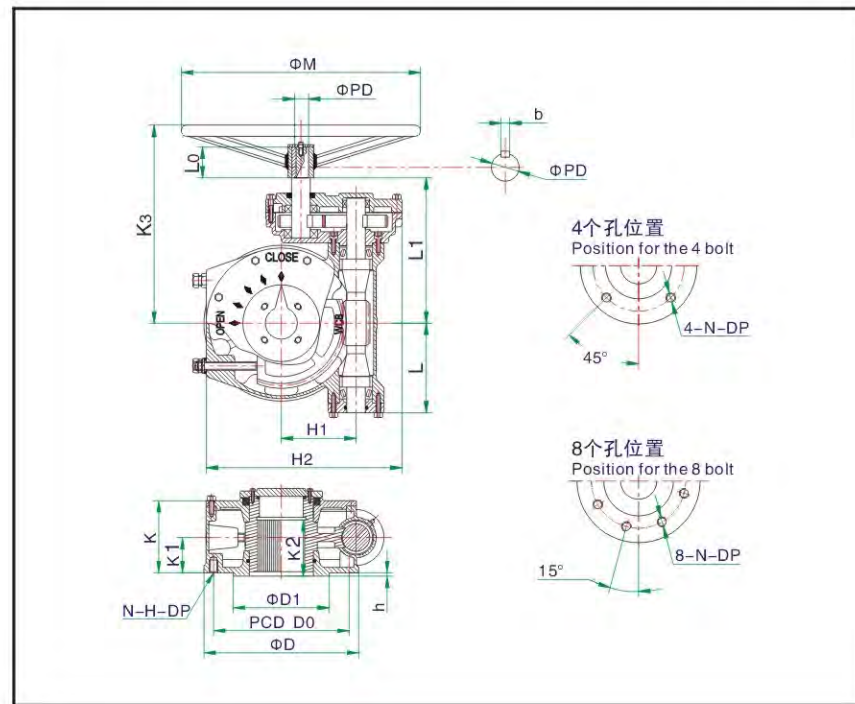


型号Model	MY-00	MY-0	MY-1	MY-2	MY-3	MY-4	MY-5	MY-6
技术参数 Technical-parameters								
速比Ratio	33:1	39:1	46:1	49:1	55:1	60:1	62:1	67:1
最大转矩 Max-torque N · m	N · m	500	980	1600	3000	4000	6500	8000
	kgf · m	51	100	143	255	408	663	816
机械效率M.A. ± 10%	7	8	9.5	14.7	16.5	18	18.6	20.3
重量Weight Kg	6	12	15	25	34	52	85	94
连接尺寸 Connection-size								
法兰号FLANGE	F10	F12	F14	F16	(F20)	F25	F30	F35
法兰外圆(D)	125	150	175	210	250	300	350	415
连接孔中心 PCD	D0	102	125	140	165	205	254	298
	N-H-DP	4-M10-15	4-M12-18	4-M16-24	4-M20-30	8-M16-24	8-M16-24	8-M20-30
凸面Convex (D1 × h)	70 × 3	85 × 3	100 × 4	130 × 5	140 × 5	200 × 5	230 × 5	260 × 5
最大阀杆mm Max-Stem-Diameter	30	38	45	55	65	80	105	115
	8 × 7	10 × 8	14 × 9	18 × 11	20 × 12	22 × 14	28 × 16	32 × 18
外型尺寸 Appearance-size								
H1	55	66	75	92	111	145	160	200
H2	151	208	230	270	303	373	420	495
K	35	89	89	108	110	140	140	179
K1	43	51	52	63	61	85	87	110
K2	42	47	58	62	60	100	102	112
K3	200	230	285	330	380	430	465	530
L	70	83	92	113	125	155	197	230
L1	102	135	145	192	213	256	265	340
手轮 handwheel	PD	15	21	21	28	28	28	45
	(b)key	5	6	6	8	8	8	12
	L0	35	35	35	40	40	40	50
	M	250	300	350	450	500	600	700

MY-1S系列 MY-1S Series 部分回转型阀门手动装置 Quarter turn gear actuator

该系列是一款90° 部分回转手动驱动装置。适用于球阀、蝶阀、旋塞阀等阀门。箱体采用精密铸造，样式新颖，外形美观。采用蜗轮蜗杆传动，蜗轮副自锁，使用圆锥滚子轴承，传动更加灵活，效率高。蜗轮与阀门阀杆连接部分由实体和内置螺母两款供客户选择，法兰全部采用ISO5211国际标准，与阀门配套更加方便。防护等级为IP65.特殊环境还可做到IP68.

It is quarter turn gear actuator, suit to be used on ball valves, butterfly valves, plug valves etc. The housing made by precise casting, and the gear boxes have fresh pattern and nice appearance. It's transmitted by worm gear and worm, and the worm gear with self-locking, also by using tapered roller bearing, the gear box can be operated more flexibly and have higher efficiency. Stem nut can be uni-body or separated just according to customers' requirement. The mounting flange adapts to ISO5211 international standard. So it's can be more convenient to match the valves. The Protection grade can be IP65, for some special environment, it also can be IP68.



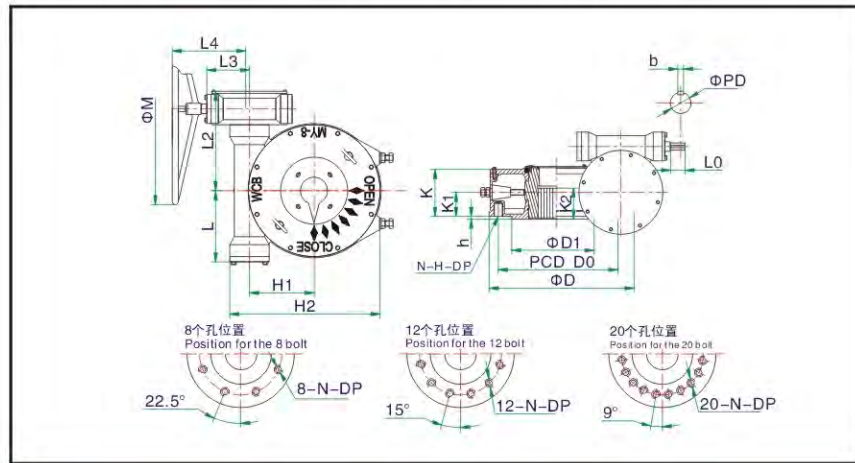
MY-1S系列 MY-1S Series 部分回转型阀门手动装置 Quarter turn gear actuator

型号Model	MY-0 -1S	MY-1 -1S	MY-2 -1S	MY-3 -1S	MY-4 -1S	MY-4 -1SZ	MY-5 -1S	MY-5 -1SZ	ZMY-6 -1S	MY-6 -1SZ	MY-7 -1SZ	MY-8 -1SZ	MY-9 -1SZ
技术参数 Technical-parameters													
速比Ratio	72:1	85:1	122:1	137:1	150:1	194:1	186:1	273:1	201:1	295:1	440:1	507:1	1360:1
最大转矩 Max-torque N·m	N·m	1000	1850	3500	4500	6500	8000	12000	16500	18000	22000	32000	55000
	kgf·m	102	188	357	408	663	816	1224	1683	1836	2244	3265	5612
机械效率M.A. ±10%		14.4	17	24.4	30	30	35	40	46	42	45	80	91.2
重量Weight Kg		13	16	33	41	60	65	100	110	120	130	160	580
连接尺寸 Connection-size													
法兰号FLANGE		F12	F14	F16	(F20)	F25	F25	F30	F30	F35	F35	F40	F48
法兰外圆(D)		150	175	210	250	300	300	350	350	415	415	475	560
连接孔中心 PCD	D0	125	140	165	205	254	254	298	298	356	356	406	483
	N-H-DP	4-M12 -18	4-M16 -24	4-M20 -30	8-M16 -24	8-M16 -24	8-M16 -24	8-M20 -30	8-M20 -30	8-M30 -45	8-M30 -45	8-M36 -54	12-M36 -54
凸面Convex (D1 × h)		85 × 3	100 × 4	130 × 5	140 × 5	200 × 5	200 × 5	230 × 5	230 × 5	260 × 5	260 × 5	300 × 8	370 × 8
最大阀杆mm Max-Stem-Diameter Key		38 12 × 8	45 14 × 9	55 18 × 11	65 20 × 12	80 22 × 14	80 22 × 14	105 28 × 16	105 28 × 16	115 32 × 18	115 32 × 18	140 36 × 20	155 40 × 22
外型尺寸 Appearance-size													
H1		66	75	92	111	145	145	160	160	200	200	225	355
H2		196	221	283	322	388	388	404	404	510	510	582	916
K		89	89	108	110	140	140	140	140	179	179	188	245
K1		47	45	63	57	80	80	70	70	90	90	100	138
K2		47	58	62	60	100	100	102	102	112	112	140	176
K3		230	260	308	360	455	455	515	515	534	534	593	750
L		83	92	113	125	155	155	197	197	230	230	264	400
L1		161	170	198	211	260	295	294	325	338	359	413	620
手轮 handwheel	PD	15	21	21	28	28	28	28	28	28	38	45	45
	(b)key	5	6	6	8	8	8	8	8	8	10	12	12
	L0	30	35	35	40	40	40	40	40	40	50	50	50
	M	300	350	400	450	500	500	600	600	650	650	700	800

MY-S系列 MY-S Series 部分回转型阀门手动装置 Quarter turn gear actuator

该系列是一款90° 部分回转手动驱动装置。适用于球阀、蝶阀、旋塞阀等阀门。箱体采用精密铸造，样式新颖，外形美观。采用蜗轮蜗杆传动，蜗轮副自锁，使用圆锥滚子轴承，传动更加灵活，效率高。蜗轮与阀门阀杆连接部分由实体和内置螺母两款供客户选择，法兰全部采用ISO5211国际标准，与阀门配套更加方便。防护等级为IP65.特殊环境还可做到IP68.

It is quarter turn gear actuator, suit to be used on ball valves, butterfly valves, plug valves etc. The housing made by precise casting, and the gear boxes have fresh pattern and nice appearance. It's transmitted by worm gear and worm, and the worm gear with self-locking, also by using tapered roller bearing, the gear box can be operated more flexibly and have higher efficiency. Stem nut can be uni-body or separated just according to customers' requirement. The mounting flange adapts to ISO5211 international standard. So it's can be more convenient to match the valves. The Protection grade can be IP65, for some special environment, it also can be IP68.

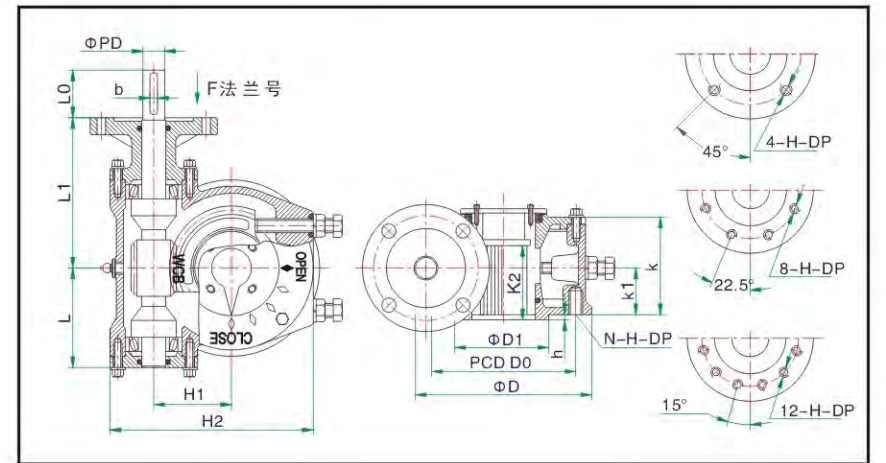


型号Model	MY-4S	MY-5S	MY-6S	MY-7S	MY-8S	MY-9S
技术参数 Technical-parameters						
速比Ratio	1170:1	1426:1	1541:1	1593:1	1560:1	2560:1
最大转矩 Max-torque N·m	N·m	8000	15000	18000	36000	120000
	kgf·m	816	1530	1836	3673	1244
机械效率M.A. ± 10%	105.3	128.3	138.7	150.4	165.5	250.5
重量Weight Kg	70	93	103	167	221	560
连接尺寸 Connection-size						
法兰号FLANGE	F25	F30	F35	F40	F48	F60
法兰外圆(D)	300	350	415	475	560	686
连接孔中心 PCD	D0	254	298	356	406	603
	N-H-DP	8-M16-24	8-M20-30	8-M30-45	8-M36-54	12-M36-54
凸面Convex (D1 x h)	200 x 5	230 x 5	260 x 5	300 x 8	370 x 8	470 x 8
最大阀杆mm Max-Stem-Diameter	80	105	115	140	155	210
	22 x 14	28 x 16	32 x 18	36 x 20	40 x 22	45 x 25
外型尺寸 Appearance-size						
H1	145	160	200	225	270	335
H2	373	420	495			
K	140	140	179	188	203	215
K1	80	70	90	100	100	117
L	155	197	230	264	300	368
L2	244	286	319	372	410	508
L3	83	92	92	113	125	155
L4	230	285	285	330	380	430
手轮 handwheel	PD	21	21	21	28	28
	(b)key	6	6	6	8	8
	L0	35	35	35	40	40
	M	300	350	400	450	600

MY-D系列 MY-D Series 部分回转型阀门手动装置 Quarter turn gear actuator

该系列是一款90° 部分回转手动驱动装置。适用于球阀、蝶阀、旋塞阀等阀门。箱体采用精密铸造，样式新颖，外形美观。采用蜗轮蜗杆传动，蜗轮副自锁，使用圆锥滚子轴承，传动更加灵活，效率高。蜗轮与阀门阀杆连接部分由实体和内置螺母两款供客户选择，法兰全部采用ISO5211国际标准，与阀门配套更加方便。防护等级为IP65.特殊环境还可做到IP68.

It is quarter turn gear actuator, suit to be used on ball valves, butterfly valves, plug valves etc. The housing made by precise casting, and the gear boxes have fresh pattern and nice appearance. It's transmitted by worm gear and worm, and the worm gear with self-locking, also by using tapered roller bearing, the gear box can be operated more flexibly and have higher efficiency. Stem nut can be uni-body or separated just according to customers' requirement. The mounting flange adapts to ISO5211 international standard. So it's can be more convenient to match the valves. The Protection grade can be IP65, for some special environment, it also can be IP68.

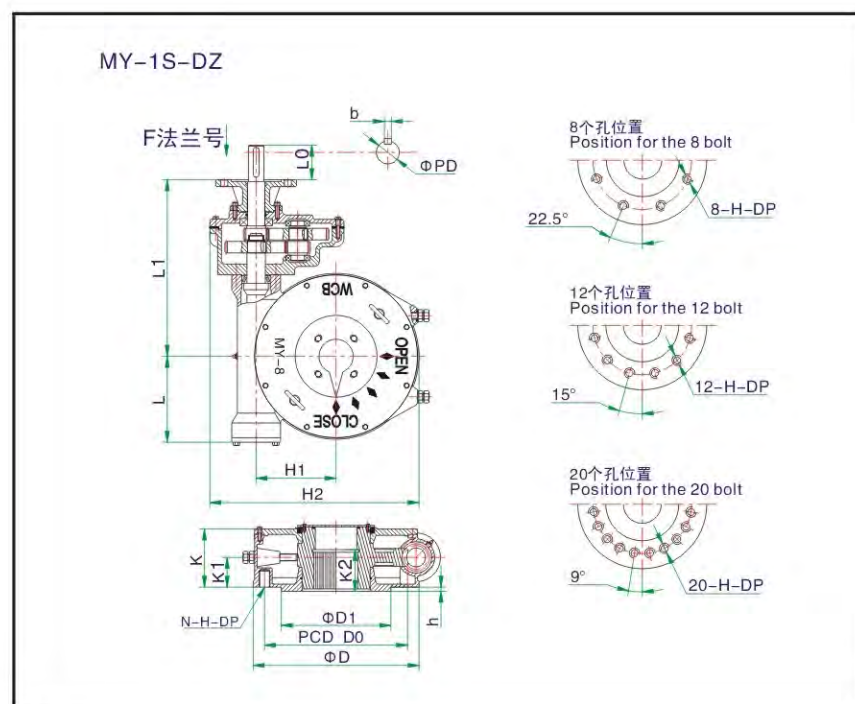
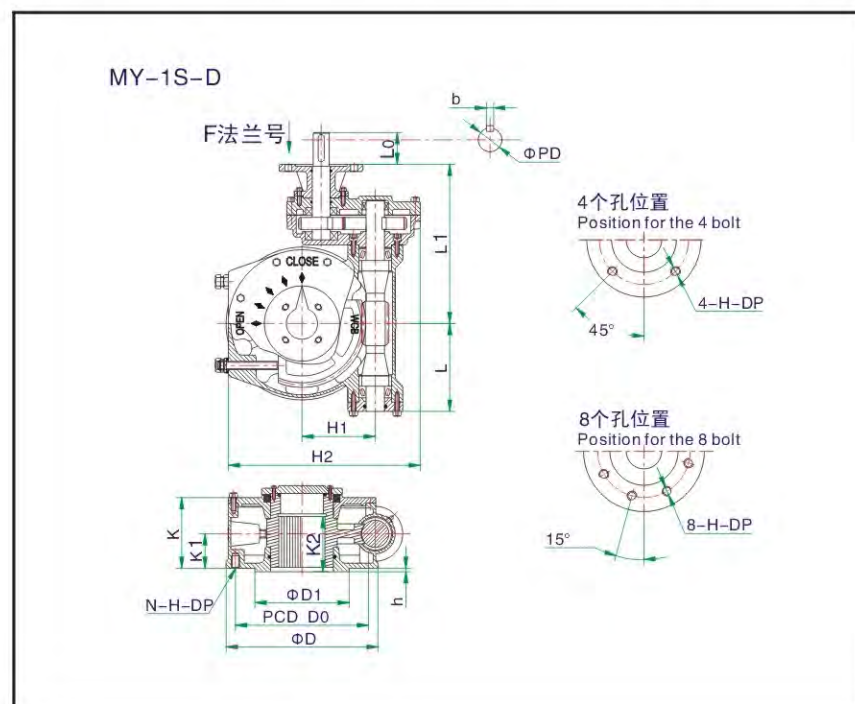


型号Model	MY-00D	MY-0D	MY-1D	MY-2D	MY-3D	MY-4D	MY-5D	MY-6D	MY-7D	MY-8D	MY-9D
技术参数 Technical-parameters											
速比Ratio	33:1	39:1	46:1	49:1	55:1	60:1	62:1	67:1	70:1	78:1	80:1
最大转矩 Max-torque N·m	N·m	800	1200	1800	3500	7000	11000	20000	28000	35000	160000
	kgf·m	81.6	122.4	183.6	357	510	1122	1836	2245	3061	16326
重量Weight Kg	8	14	18	25.5	34.5	54	88	98	153	198	550
连接尺寸 Connection-size											
法兰号FLANGE	F10	F12	F14	F16	(F20)	F25	F30	F35	F40	F48	F60
法兰外圆(D)	125	150	175	210	250	300	350	415	475	560	725
连接孔中心 PCD	D0	102	125	140	165	205	254	298	356	406	603
	N-H-DP	4-M10 -15	4-M12 -18	4-M16 -24	4-M20 -30	8-M16 -24	8-M16 -24	8-M20 -30	8-M30 -45	8-M36 -54	12-M36 -54
凸面Convex (D1 x h)	70 x 3	85 x 3	100 x 4	130 x 5	140 x 5	200 x 5	230 x 5	260 x 5	300 x 8	370 x 8	470 x 8
最大阀杆mm Max-Stem-Diameter	30	38	45	55	65	80	105	115	140	155	210
	8 x 7	10 x 8	14 x 9	18 x 11	20 x 12	22 x 14	28 x 16	32 x 18	36 x 20	40 x 22	45 x 25
与电装连接 And electrical equipment connected	PD x b(key)	15 x 5	25 x 8	25 x 8	30 x 8	30 x 8	35 x 10	40 x 12	45 x 14	50 x 14	60 x 18
	L0	30	40	40	55	55	60	60	65	70	80
外型尺寸 Appearance-size											
H1	55	66	75	92	111	145	185	230	288	328	335
H2	151	208	230	270	303	373	420	495			
K	85	89	89	108	110	140	140	179	188	203	215
K1	43	51	52	63	61	85	87	90	100	100	117
K2	42	47	58	62	60	100	102	112	140	155	176
L	70	83	92	113	125	155	197	230	264	300	368
L1	135	148	157	178	193	223	265	298	332	368	436
蜗轮箱与电装组合参数 Combination of worm gear box and electrical equipment parameters											
电装参数 Denso Parameters	型号Model	IA18	IA18	IA18	IA20	IA25	IA35	IA40	IA40	IA70	IA90
	力矩Torque Nm	108	108	108	203	244	540	845	1020	1800	3000
	转速Speed r/min	24	24	24	24	48	36	36	24	36	24
	接盘F	F10	F10	F10	F14	F14	F16	F25	F25	F25	F30
蜗轮参数 Worm Parameters	输出力矩Torque Nm	750	1200	1490	3000	4400	9700	15700	20500	35000	65000
	开阀时间Open-time S	21	24	29	31	19	25	26	42	27	47

MY-1S-D系列 MY-1S-D Series 部分回转型阀门手动装置 Quarter turn gear actuator

该系列是一款90° 部分回转手动驱动装置。适用于球阀、蝶阀、旋塞阀等阀门。箱体采用精密铸造，样式新颖，外形美观。采用蜗轮蜗杆传动，蜗轮副自锁，使用圆锥滚子轴承，传动更加灵活，效率高。蜗轮与阀门阀杆连接部分由实体和内置螺母两款供客户选择，法兰全部采用ISO5211国际标准，与阀门配套更加方便。防护等级为IP65.特殊环境还可做到IP68.

It is quarter turn gear actuator, suit to be used on ball valves, butterfly valves, plug valves etc. The housing made by precise casting, and the gear boxes have fresh pattern and nice appearance. It's transmitted by worm gear and worm, and the worm gear with self-locking, also by using tapered roller bearing, the gear box can be operated more flexibly and have higher efficiency. Stem nut can be uni-body or separated just according to customers' requirement. The mounting flange adapts to ISO5211 international standard. So it's can be more convenient to match the valves. The Protection grade can be IP65, for some special environment, it also can be IP68.



MY-1S-D系列 MY-1S-D Series 部分回转型阀门手动装置 Quarter turn gear actuator

型号Model	MY-0-1S-D	MY-1-1S-D	MY-2-1S-D	MY-3-1S-D	MY-4-1S-D	MY-4-1SZ-D	MY-5-1S-D	MY-5-1SZ-D	MY-6-1S-D	MY-6-1SZ-D	MY-7-1SZ-D	MY-8-1SZ-D	MY-9-1SZ-D
技术参数 Technical-parameters													
速比Ratio	72:1	85:1	122:1	137:1	150:1	194:1	186:1	273:1	201:1	295:1	440:1	507:1	1360:1
最大转矩 Max-torque	N · m	1200	1800	3800	5500	8000	10000	14000	18000	22000	26000	35000	100000
	Kgf · m	122.4	183.6	357	510	1122	1122	1836	1836	2245	2245	3061	8163
机械效率M.A. ±10%	14.4	17	24.4	30	30	35	37	49	40	53	79.2	91.2	245
重量Weight Kg	15	18	36.5	44.5	63.5	68.5	104	113.5	124	133.5	164	264	484
连接尺寸 Connection-size													
法兰号FLANGE	F12	F14	F16	(F20)	F25	F25	F30	F30	F35	F35	F40	F48	F60
法兰外圆(D)	150	175	210	250	300	300	350	350	415	415	475	560	686
连接孔中心 PCDD0	D0	125	140	165	205	254	254	298	298	356	356	406	603
	N-H-DP	4-M12-18	4-M16-24	4-M20-30	8-M16-24	8-M16-24	8-M16-24	8-M20-30	8-M20-30	8-M30-45	8-M30-45	8-M36-54	12-M36-54
凸面Convex (D1×h)	85×3	100×4	130×5	140×5	200×5	200×5	230×5	230×5	260×5	260×5	300×8	370×8	470×8
最大阀杆mm Max-Stem-Diameter	38 10×8	45 14×9	55 18×11	65 20×12	80 22×14	80 22×14	105 28×16	105 28×16	115 32×18	115 32×18	140 36×20	155 40×22	210 45×25
与电装连接 And electrical equipment connectedPD	PD	20	20	30	30	30	25	35	30	35	30	35	45
	b(Key)	6	6	8	8	8	8	10	10	10	8	10	14
	L0	40	40	60	60	60	50	70	60	70	60	70	80
外型尺寸 Appearance-size													
H1	66	75	92	111	145	145	185	185	230	230	288	328	335
H2	196	221	283	322	388	388	404	404	510	510	582	670	838
K	89	89	108	110	140	140	140	140	179	179	188	203	215
K1	47	45	63	57	80	80	70	70	90	90	100	100	117
K2	47	58	62	60	100	100	102	102	112	112	140	155	176
L	83	92	113	125	155	155	197	197	230	230	264	300	368
L1	211	220	248	261	310	345	345	375	388	409	463	503	570
蜗轮箱与电装组合参数Combination of worm gear box and electrical equipment parameters													
型号Model	MY-0-1S-D	MY-1-1S-D	MY-2-1S-D	MY-3-1S-D	MY-4-1S-D	MY-4-1SZ-D	MY-5-1S-D	MY-5-1SZ-D	MY-6-1S-D	MY-6-1SZ-D	MY-7-1SZ-D	MY-8-1SZ-D	MY-9-1SZ-D
电装 参数 Denso Parameters	型号Model	IA18	IA18	IA20	IA20	IA25	IA25	IA25	IA35	IA25	IA25	IA25	IA35
	力矩Torque Nm	108	108	142	142	244	244	400	474	474	600	600	600
	转速Speed r/min	24	24	96	96	72	72	24	72	72	36	36	144
蜗轮 参数 Worm Parameters	接盘F	F10	F10	F14	F14	F14	F14	F14	F16	F14	F16	F16	F16
	输出力矩Torque Nm	1400	1830	3460	4260	7320	8520	14900	16000	19000	21000	26000	65000
	开阀时间Open-time S	45	53	19	24	31	41	117	57	42	62	184	142